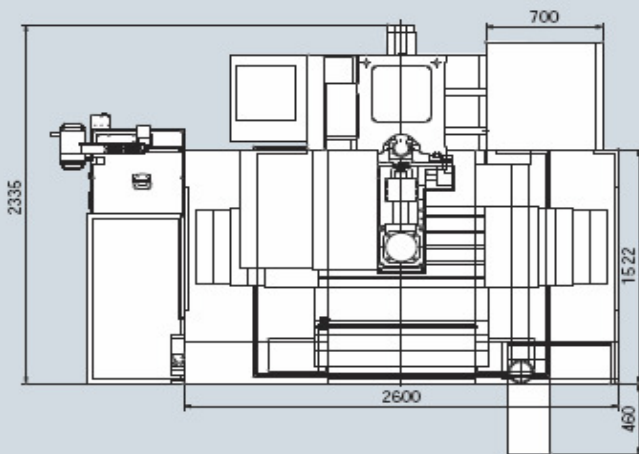


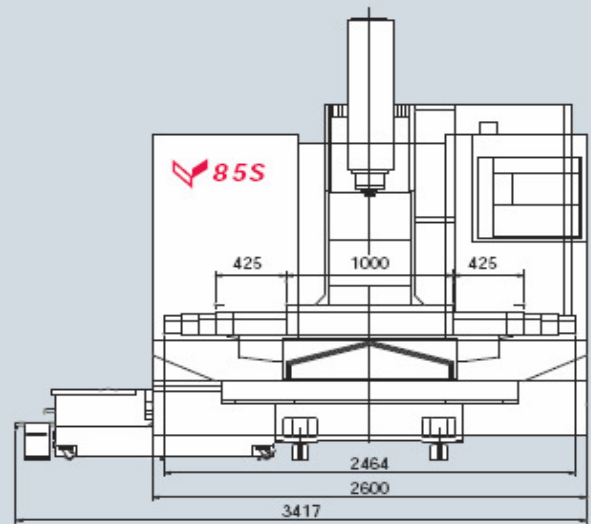
V85S



EXTERNAL DIMENSION

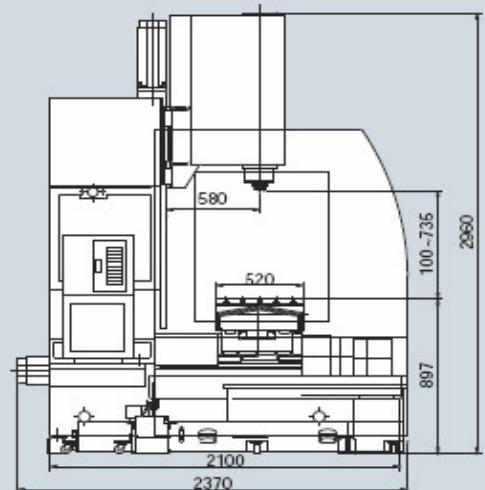
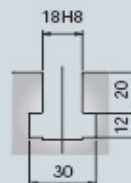
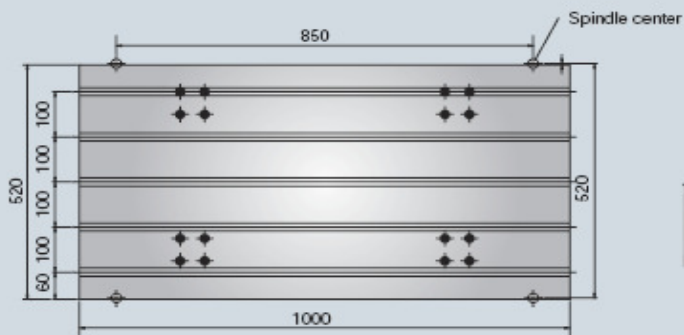


Top View



Front View

TABLE SIZE & T-SLOT



Side View

<b>Model</b>		V85S
<b>Travel</b>		
X-axis Travel	mm	850
Y-axis Travel	mm	520
Z-axis Travel	mm	635
Distance from spindle nose to table center	mm	100-735
<b>Table</b>		
Table Dimension	mm/mm	1000 x 520
Max. Loading Capacity ( Uniform Load )	kg	500
Number of T-Slots x Width x Pitch		5 x 18mm x 100mm
<b>Spindle</b>		
Spindle Speed	rpm	8000 Direct-driven
		*12000 Direct-driven
Number of Spindle Speed Change Steps		1
Spindle Nose		No. 40 7 / 24 taper
Spindle Main Bearing Bore Diameter	mm	Ø70
<b>FEED</b>		
Rapid Travel Rate (X/Y/Z)	m/min	32 / 32 / 24
Cutting Speed Rate	m/min	10
Manual JOG Feed Rate	m/min	4 ( 20 steps )
<b>ATC</b>		
Tool Shank		MAS BT-40
Pull Stud		MAS BT-40/P40T-1
Magazine Capacity		24 ( Cam type )
		*16 (Umbrella )
		*32 / *40 (Cam type )
Max. Tool Diameter	mm	ø75
Max. Tool Diameter ( without adjacent tools )	mm	ø150
Max. Tool Length	mm	300
Max. Tool Weight	kg	7
Tool Change Time ( Chip to Chip )	sec	5.8
Tool Change Time ( Tool to Tool )	sec	2(*1.4)
<b>Motor</b>		
Spindle Power ( 30 min. / continuous )	kW	5.5 / 7.5
Feed Motor X/Y/Z	kW	3.0 / 3.0 / 4.0
Coolant Motor	kW	0.75
<b>Power Supply</b>		
Power Supply AC200V / 220V	kVA	19
Compressed Air Supply	MPa , l/min	0.5~0.6 , 500
Coolant Tank Capacity	l	420
<b>External Dimension</b>		
Length ( Front View )	mm	3400
Width ( Depth )	mm	2370
Height	mm	2960
Net Weight	kg	5400

(\*Option) The above specifications are subject to change without notice.